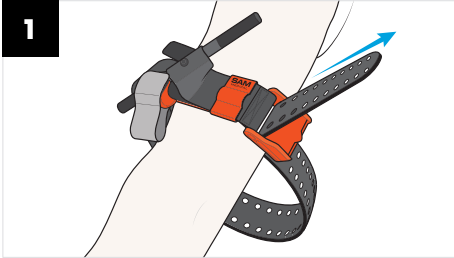


EXTREMITY TOURNIQUET

INSTRUCTIONS FOR USE

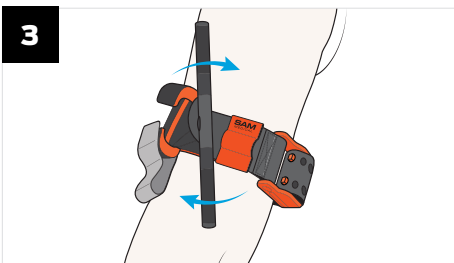


Locate the site of injury** and place the **SAM[®] XT** around the limb, directly onto the skin 2-3 inches (5-7 cm) above the wound.



Insert the tip of the strap through the opening in the buckle. Grip the strap close to the buckle and pull hard and steady until the buckle prongs deploy through the holes in the belt, securing the belt. When possible, press any excess strap back upon itself, maintaining tension, to hold it in place.

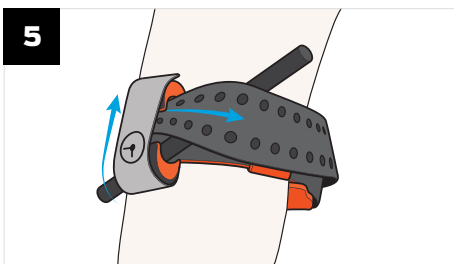
DO NOT COVER WINDLASS C-HOOKS.



Twist the windlass rod until the bleeding has stopped.



Fix the windlass rod inside the Windlass C-hooks and confirm that bleeding has stopped. If bleeding continues, try to further tighten the tourniquet with additional twists of the windlass rod. If this fails to stop the bleeding, apply a second **SAM[®] XT** side by side next to the first and ensure bleeding has stopped.



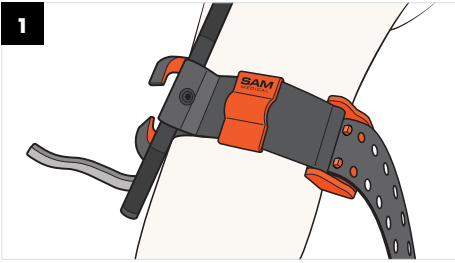
Wrap any excess strap between Windlass C-hooks, over rod and around the limb.

Secure the (⌚) Time Band over Windlass C-hooks and record time of application.

⚠ CAUTION: The **SAM[®] XT** **MUST NOT** be applied over solid objects within the clothing.

****** If the site of the injury is not easily seen, place the **SAM[®] XT** as “high & tight” as possible on the injured arm or leg.

Remove or reposition XT only under direction from a medical practitioner.



Leave tourniquet in place until directed by a medical practitioner.

TO REMOVE SAM® XT Release the (⊖) Time Band & untwist windlass rod.



Lift the strap to expose buckle. Then, lift the tab on the front of the buckle to allow prongs to retract.

If prongs do not retract from the buckle, cut the strap to remove the tourniquet.

DISPOSAL: Dispose of device per facility policy.

Notice to Users and/or Patients:

Any serious incident that has occurred in relation to the device should be reported to the manufacturer and the competent authority of the Member State in which the user and/or patient is established.

INTENDED USE:

The SAM® XT Extremity Tourniquet is intended to be applied around a limb to occlude arterial blood flow.

INDICATION FOR USE:

To be used by first responders on patients with injured extremities within a circumferential range of 5.75 in - 32.5 in (14.6 cm- 82.6 cm) to control life threatening hemorrhage where direct pressure is not effective or is impractical.

⚠️ PRECAUTIONS:

- The SAM XT must not be applied over solid objects.
- Leave tourniquet in place until directed by a medical practitioner.
- Dispose of used device per healthcare facility biohazard protocol.
- Device is single use only.
- Reuse of device may cause illness (e.g., infection) or injury (reduced performance).

UNDESIRABLE SIDE EFFECTS:

- Tourniquet application may cause considerable pain.
- Application of the tourniquet may cause skin, muscle, vessel or nerve damage.
- Extended tourniquet application (>4 hours) may lead to rhabdomyolysis or the need for fasciotomy or amputation.

U.S. Patent No. 10,258,347 | 10,363,046
SAM® is a registered trademark in the United States and other countries.

SYMBOL GLOSSARY

Manufacturer	
Lot/Batch Code	
Catalog Number	
Do Not Reuse	
Time Band Symbol	
Caution	
Medical Device	
Authorized Representative in the European Community	
CE Mark	
Consult instructions for use, eIFU available at: sammedical.com/eIFU	
Importer	
Unique Device Identifier	

©2025 SAM Medical Products®
All rights reserved.

AF-XT-IS-EN-5
(ISSUE DATE: 2025-1)

REF ● XT600-BK-EN / NSN# 6515-01-670-2240

REF ● XT700-BK-EN

REF ● XT600-OR-EN

REF ● XT700-OR-EN

REF ● XT600-BL-EN

REF ● XT700-BL-EN

SAM Medical Products®
12200 SW Tualatin Rd, Ste 200
Tualatin, OR 97062 USA
+1 503.639.5474

sammedical.com

MedEnvoy Global BV
Prinses Margrietplantsoen 33, Suite 123
2595 AM The Hague, The Netherlands

EU REP **CE**
Emergo Europe, Westervoortsedijk 60
6827 AT Arnhem, The Netherlands